

INTERLUBE

Leaders in Lubrication Solutions



**KWK PROGRESSIVE DISTRIBUTOR - Centralised Lubrication System
Multi-Industry Applications**




Interlube Systems Ltd - maximising industrial performance world-wide...

KWK PROGRESSIVE DISTRIBUTOR

The KWK distributor valves deliver a measured volume of lubricant at the outlet ports by operating the integral pistons in a progressive sequence. This operation is continuous as long as the supply of lubricant is maintained.

Functional distribution can be monitored by observing the movement of the cycle indicator stem. One reciprocal motion of the stem corresponds to a complete cycle of the distributor. This feature also combines to control the volume delivery and if required a micro-switch can be supplied to verify the operation.

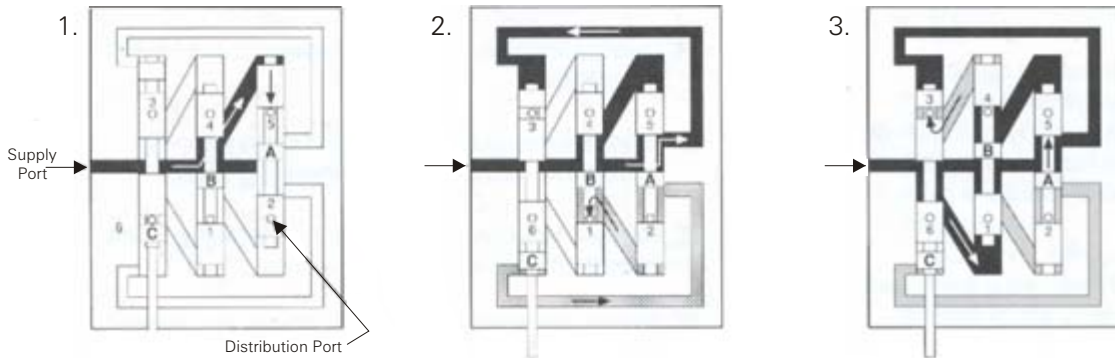


Distributors are available with 4, 6, 8 and 12 outlets. Additional points may be covered by using them as secondary distributors in a single line system. The supply of lubricant can be fed from a simple grease gun or by a central, manual or automatic pump.

ADVANTAGES

- ! A large number of lubrication points can be economically grouped to a central location and serviced from one point.
- ! Lubrication can be achieved during machine operation.
- ! Inaccessible points can be piped to an accessible location enhancing safety.
- ! Precise volume delivery, optimising machine operation and lubrication costs
- ! Enhanced reliability by simple sequential reciprocation of integral pistons
- ! Visual indication of correct function

FUNCTIONAL SEQUENCE OF THE DISTRIBUTOR



Lubricant is taken in from the supply port under pressure, and pushes piston A downward until it stops at the specified position.

Following the downward motion of the piston A the grease contained the lower side of piston A is pushed out through the discharge port 1. At the same time, the port which leads to piston C opens pushing piston C down. the grease contained in the lower side of the piston C is pushed out through the discharge port 2.

As piston C moves downward the port which leads to the upper side piston B closes, while the port which leads to the lower side of piston B opens.

Resulting in the upward motion of the piston B, the grease contained in the upper side of the piston B is pushed out through the discharge port 3.

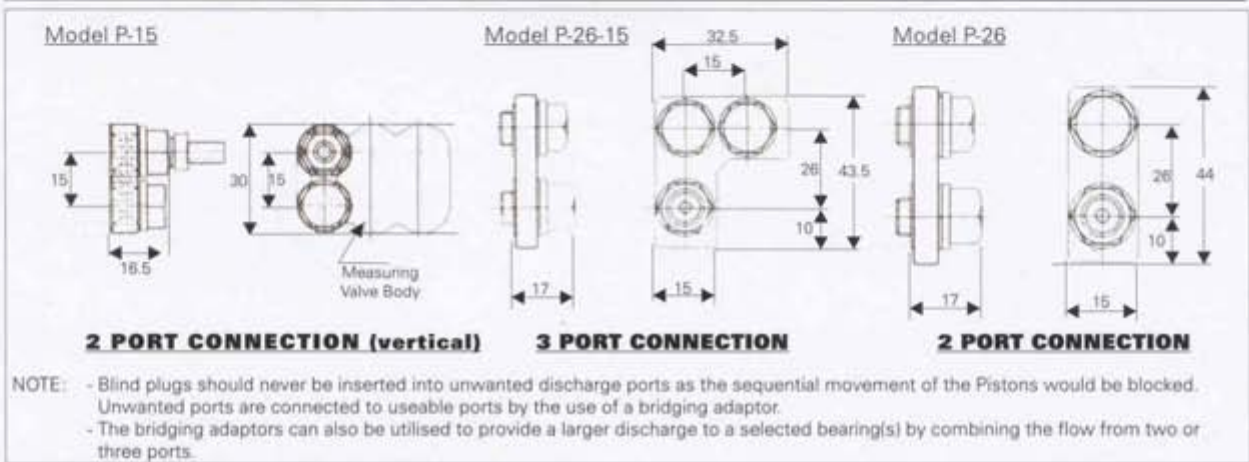
The continuation of the grease flow operates the pistons in reverse order and the lubricant is discharged from ports 4, 5 and 6, thus completing a full cycle.

SPECIFICATIONS

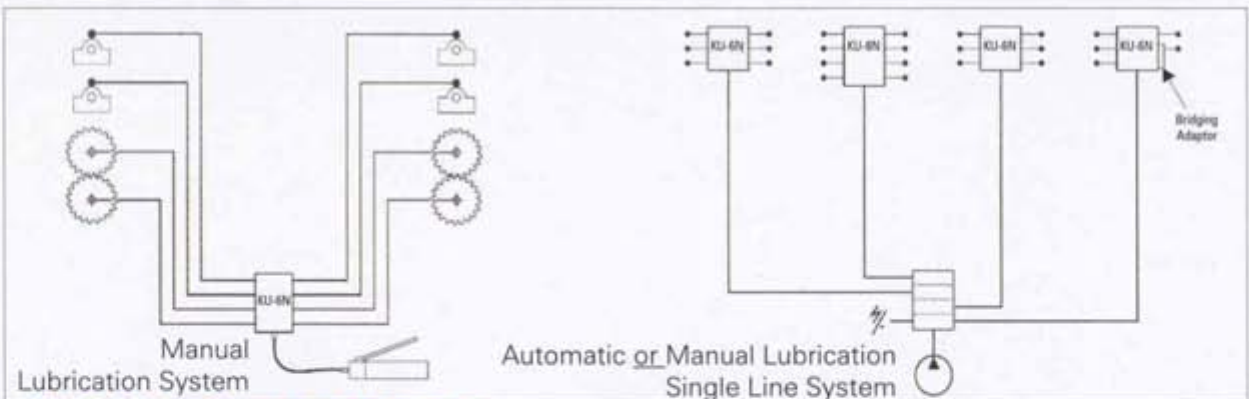
Model	Discharge Ports	Discharge Capacity	Material (body)	Max. Working Pressure	Weight (kg)	Thread Connections
KU-4(L)N	4	0.3cc/Stroke/ Outlet	Aluminium Die-Cast	OIL - 60 Bar Grease - 150 Bar	0.27	Inlet Port Rc 1/8 *Outlet Ports 1/8" BSP
KU-6(L)N	6				0.26	
KU-8(L)N	8				0.27	
KU-12(L)	12				0.39	

NOTE: (L) mark denotes measuring valve for oil - please specify when ordering.
*Outlet ports are supplied complete with sleeve and nut and cone - Ø6mm tube

BRIDGING ADAPTOR FOR KU MEASURING VALVES



KWK PROGRESSIVE DISTRIBUTOR LUBRICATION SYSTEMS



INTERLUBE
Leaders in Lubrication Solutions

Interlube Systems Ltd
St Modwen Road, Parkway Industrial Estate
Plymouth, Devon, England PL6 8LH
Tel: +44 (0)1752 676000
Fax: +44 (0)1752 676001
e-mail: info@interlubesystems.com
Web Site: www.interlubesystems.com



www.interlubesystems.com

For advice on which product is most suitable for your needs - visit our web site from where you can e-mail us your requirements. Our Help Desk will respond within 24hrs by return e-mail or phone.

